

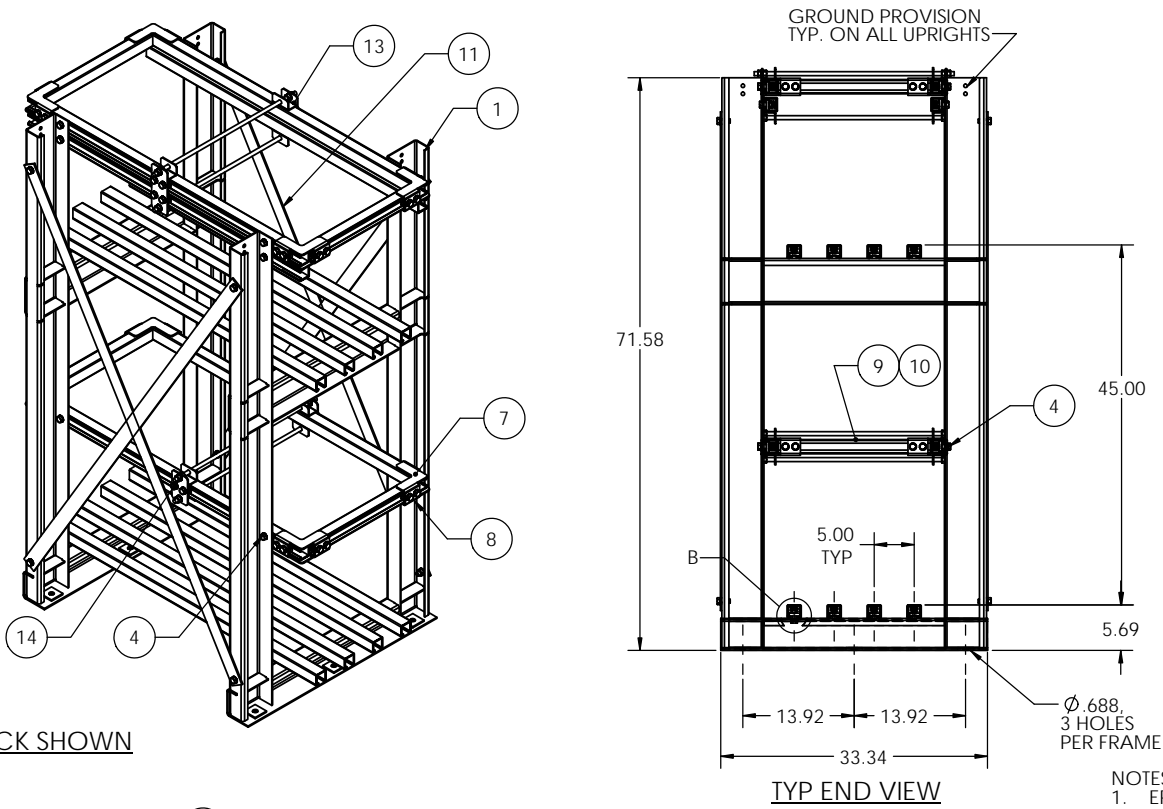
NOTES:

PARTS LIST			4'	5'	6'	7'	8'	9'	10'	11'	12'	13'	14'	15'	16'	17'	18'	19'	20'	
1	FRM-025000	FRAME, 2 TIER, ZONE 4, OPZS 2125-2500	2	2	2	3	3	3	3	4	4	4	4	4	5	5	5	5	6	6
2	BTR-000300	RAIL, BATTERY, 1.625 X 1.625 X "L"	14	14	14	14	14	14	14	14	14	14	14	14	14	14	14	14	14	14
3	MIS-000300	PLASTIC COVER, BATT. RAIL, "L"	14	14	14	14	14	14	14	14	14	14	14	14	14	14	14	14	14	14
4	HEXBOLTI/2-13X1-1/4ZINC	HBOLT 1/2-13 X 1-1/4", Z.P.	68	68	68	86	86	86	86	104	104	104	104	122	122	122	122	140	140	
5	EXTTOOTHWASHER1/2ZC	WASHER, LOCK, EXTERNAL TOOTH, 1/2", ZC	76	76	76	98	98	98	98	120	120	120	120	142	142	142	142	164	164	
6	P1010	NUT, UNISTRUT, 1/2-13	60	60	60	74	74	74	74	88	88	88	88	102	102	102	102	116	116	
7	BKT-000902	BRACKET, END, TOP, 1/2" HOLES	8	8	8	8	8	8	8	8	8	8	8	8	8	8	8	8	8	8
8	BKT-002102	BRACKET, END, BOTTOM, 1/2" HOLES	8	8	8	8	8	8	8	8	8	8	8	8	8	8	8	8	8	8
9	MIS-002300	PLASTIC COVER, BATT. RAIL, 19.00	4	4	4	4	4	4	4	4	4	4	4	4	4	4	4	4	4	4
10	BRC-002900	END BRACE, WET CELL RACK, Z4, 19.00	4	4	4	4	4	4	4	4	4	4	4	4	4	4	4	4	4	4
11	SEE BRACE TABLE	BRACE, CROSS	REFERENCE BRACE TABLE FOR BRACE TYPE AND QTY.																	
12	HEXNUTI/2-13ZINC	HEX NUT, 1/2-13, ZINC	8	8	8	12	12	12	12	16	16	16	16	20	20	20	20	24	24	
13	KIT-003825	INTERMEDIATE SUPPORT, DBL SIRUT, 1/2" HDWR, 25"	1	1	1	2	2	2	2	3	3	3	3	4	4	4	4	5	5	
14	KIT-003725	INTERMEDIATE SUPPORT, STD, 1/2" HDWR, 25"	0	0	0	1	1	1	1	2	2	2	2	2	2	2	2	2	2	2

REVISIONS			
REV.	DESCRIPTION	DATE	APPROVED
A	INITIAL RELEASE	7-27-10	RNA
B	UPDATE PER CERTIFICATION CHANGES	8-19-11	RNA

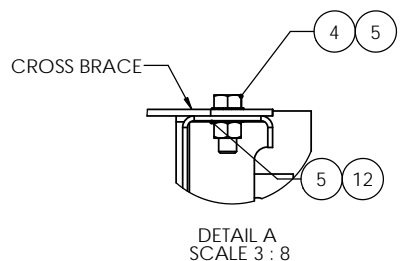
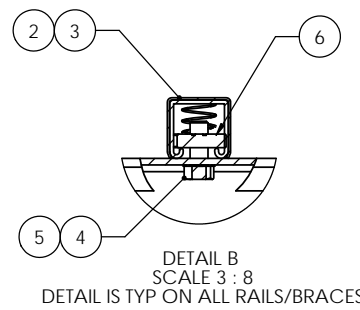
RACK DIMENSIONS AND OTHER SPECS					
PAR NUMBER	RACK LENGTH DIM "L" (FT)	DIM "A" (IN)	DIM "B" (IN)	DIM "C" (IN)	WEIGHT
WR487-2T1R-48-Z4	4	6	36	N/A	369
WR487-2T1R-60-Z4	5	12	36	N/A	397
WR487-2T1R-72-Z4	6	12	48	N/A	428
WR487-2T1R-84-Z4	7	6	36	N/A	590
WR487-2T1R-96-Z4	8	12	36	N/A	618
WR487-2T1R-108-Z4	9	6	48	N/A	652
WR487-2T1R-120-Z4	10	12	48	N/A	680
WR487-2T1R-132-Z4	11	12	36	36	840
WR487-2T1R-144-Z4	12	12	48	36	871
WR487-2T1R-156-Z4	13	6	48	48	904
WR487-2T1R-168-Z4	14	12	48	48	932
WR487-2T1R-180-Z4	15	6	48	36	1090
WR487-2T1R-192-Z4	16	12	48	36	1118
WR487-2T1R-204-Z4	17	6	48	48	1151
WR487-2T1R-216-Z4	18	12	48	48	1180
WR487-2T1R-228-Z4	19	6	48	36	1137
WR487-2T1R-240-Z4	20	12	48	36	1365

BRACE TABLE			
RACK MODEL	RACK LENGTH (FT)	BRACE P/N	
		BRC-009300	BRC-009400
WR487-2T1R-48-Z4	4	4	N/A
WR487-2T1R-60-Z4	5	4	N/A
WR487-2T1R-72-Z4	6	N/A	4
WR487-2T1R-84-Z4	7	8	N/A
WR487-2T1R-96-Z4	8	8	N/A
WR487-2T1R-108-Z4	9	N/A	8
WR487-2T1R-120-Z4	10	N/A	8
WR487-2T1R-132-Z4	11	12	NA
WR487-2T1R-144-Z4	12	8	4
WR487-2T1R-156-Z4	13	N/A	12
WR487-2T1R-168-Z4	14	N/A	12
WR487-2T1R-180-Z4	15	8	8
WR487-2T1R-192-Z4	16	8	8
WR487-2T1R-204-Z4	17	N/A	16
WR487-2T1R-216-Z4	18	N/A	16
WR487-2T1R-228-Z4	19	8	12
WR487-2T1R-240-Z4	20	8	12



2 FRAME RACK SHOWN

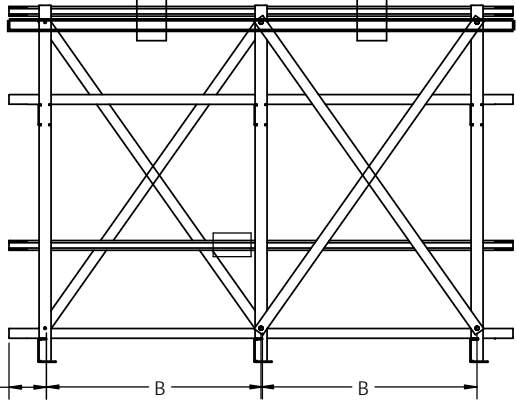
TYP END VIEW



- NOTES:
1. EPOXY POWDER COATED FRAMES
  2. STANDARD RAILS AND SEISMIC BRACES ARE GALVANIZED.
  3. REFER TO PAGE 2 FOR FRAME TO FRAME DIMENSIONS DEPENDING ON THE LENGTH OF RACK.
  4. BRACES USED ARE DEPENDENT ON DIMENSIONS BETWEEN FRAMES. REFERENCE PAGE 2 AND BRACE TABLES TO DETERMINE LOCATION OF BRACES DEPENDING ON THE BRACE'S LENGTHS.

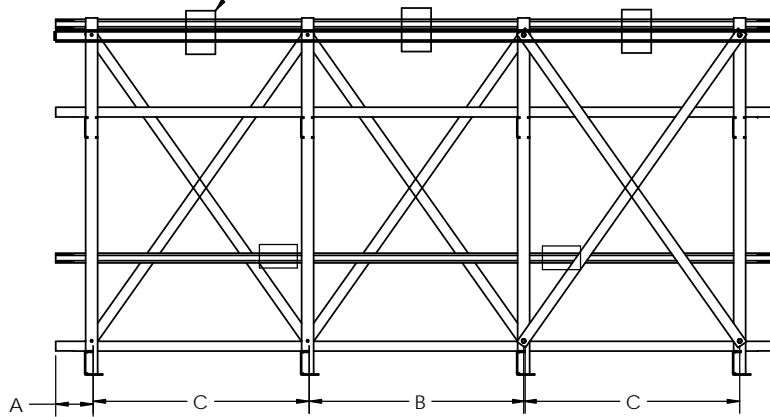
UNLESS OTHERWISE SPECIFIED		DRAWN		NAME		DATE		TITLE: STT SERIES 2125-2500	
DIMENSIONS ARE IN INCHES		RMA		RMA		7-13-10		2 TIER/1 ROW, ZONE 4 RACKS	
TOLERANCES:		CHECKED		ENG APPR				SIZE DWG. NO. REV	
ANGULAR: MACH ± .5 BEND ± 1								C WR487-2T1R Z4 B	
TWO PLACE DECIMAL ± .01		SEE NOTE 1		MFG APPR				SCALE: 1:8 WEIGHT: SHEET 1 OF 2	
THREE PLACE DECIMAL ± .005		SEE NOTE 2		C.A.					
PROJECTION		USED ON							
MATERIAL									
FINISH									
DO NOT SCALE DRAWING									

DOUBLE STRUT INTERMEDIATE SUPPORTS, TYP ON ALL UPPER TIERS



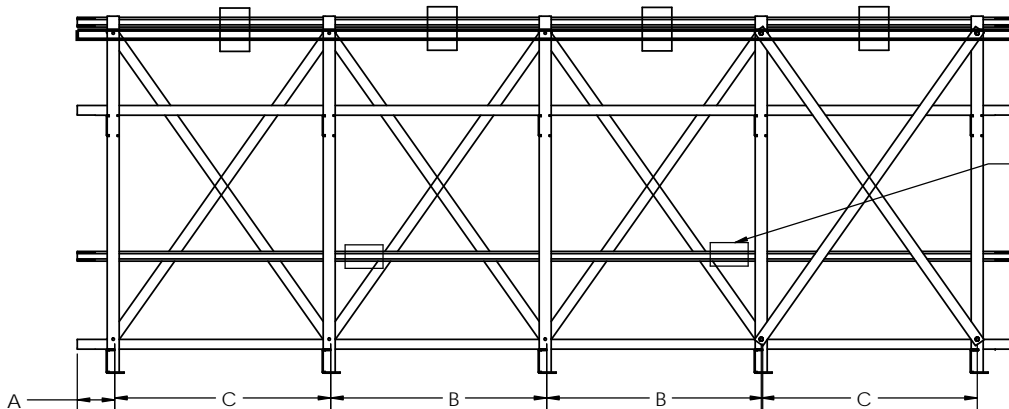
7' - 10' RACKS (3 FRAMES)

LOCARE INTERMEDIATE SUPPORTS APPROXIMATELY MIDSPAN BETWEEN EACH FRAME UPRIGHTS, TYP ALL RACKS

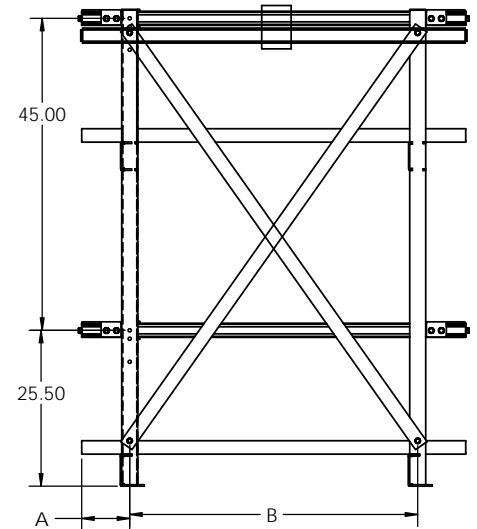


11' - 14' RACKS (4 FRAMES)

LOWER LEVEL INTERMEDIATE SUPPORTS. LOCATE APPROXIMATELY AS SHOWN

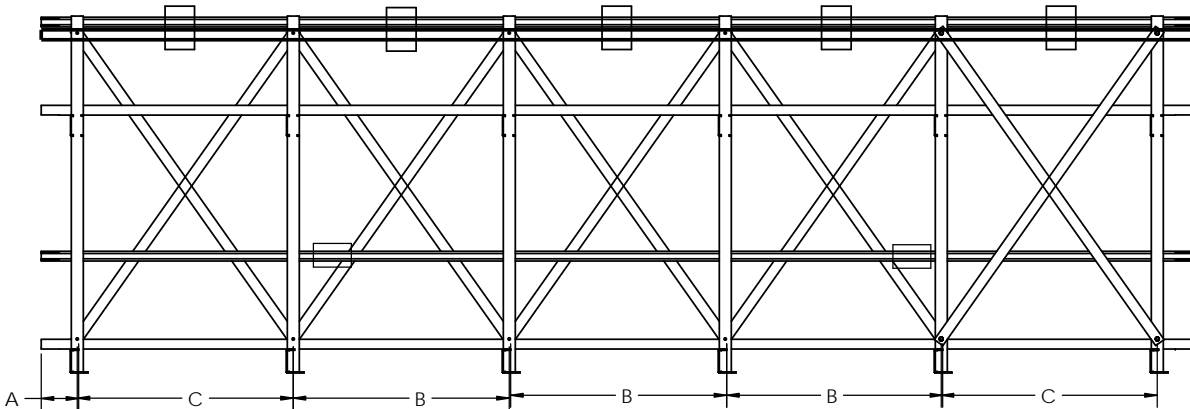


15' - 18' RACKS (5 FRAMES)



4' - 6' RACKS (2 FRAMES)

VIEWS SHOWN FOR REFERENCE ONLY. RACKS SHOWN MAY NOT BE ACTUAL RACKS. USE THIS PAGE FOR SPACING BETWEEN FRAMES ONLY



19' - 20' RACKS (6 FRAMES)