

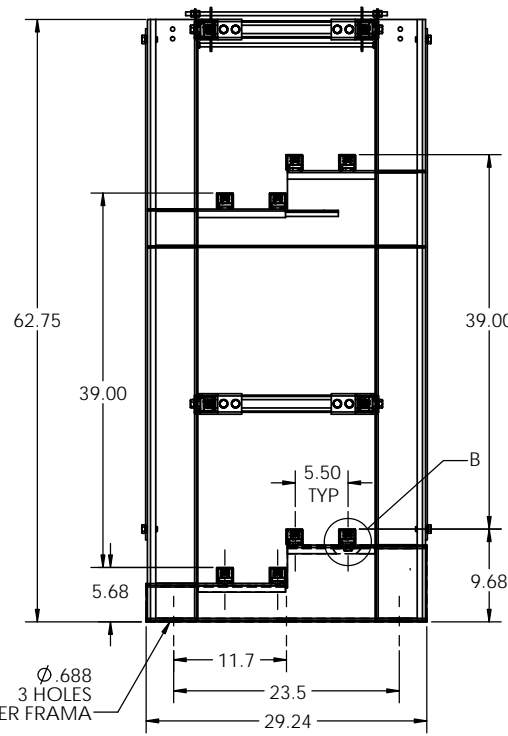
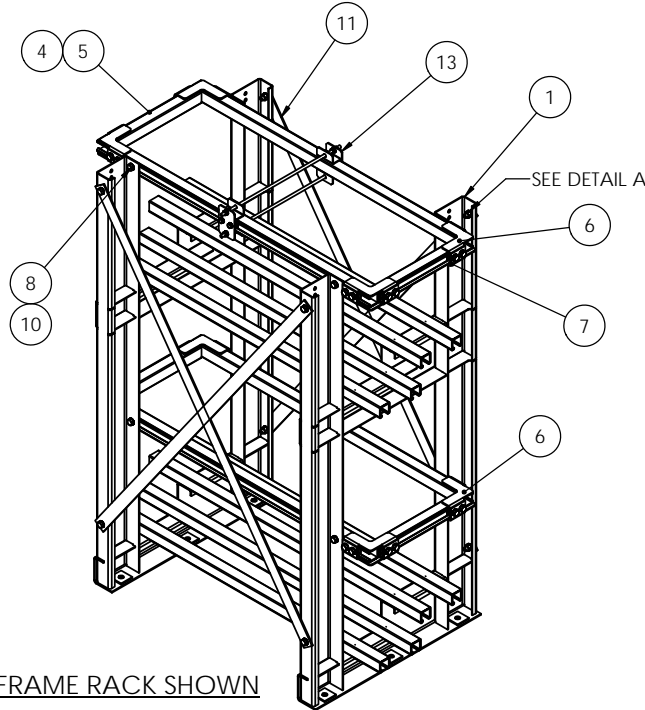
NOTES:

PARTS LIST

ITEM NO.	PART NUMBER	DESCRIPTION	4'	5'	6'	7'	8'	9'	10'	11'	12'	13'	14'	15'	16'	17'	18'	19'	20'
1	FRM-059900	FRAME, 2STEP-2 TIER, STT2V 700-800	2	2	2	3	3	3	3	4	4	4	4	5	5	5	5	6	6
2	BTR-000300	RAIL, BATTERY, 1.625 X 1.625 X "L"	12	12	12	12	12	12	12	12	12	12	12	12	12	12	12	12	12
3	MIS-000300	PLASTIC COVER, BATT. RAIL, "L"	12	12	12	12	12	12	12	12	12	12	12	12	12	12	12	12	12
4	BRC-003300	END BRACE, WET CELL RACK, Z4, 14.75"	4	4	4	4	4	4	4	4	4	4	4	4	4	4	4	4	4
5	MIS-002500	PLASTIC COVER, BATT. RAIL, 14.75"	4	4	4	4	4	4	4	4	4	4	4	4	4	4	4	4	4
6	BKT-000902	BRACKET, END, TOP, 1/2" HOLES	8	8	8	8	8	8	8	8	8	8	8	8	8	8	8	8	8
7	BKT-002102	BRACKET, END, BOTTOM, 1/2" HOLES	8	8	8	8	8	8	8	8	8	8	8	8	8	8	8	8	8
8	HEXBOLT1/2-13X1-1/4ZINC	HBOLT 1/2-13 X 1-1/4", Z.P.	64	64	64	80	80	80	80	96	96	96	96	112	112	112	112	128	128
9	P1010	NUT, UNISTRUT, 1/2-13	56	56	56	68	68	68	68	80	80	80	80	92	92	92	92	104	104
10	EXTTOOTHWASHER1/22C	WASHER, LOCK, EXTERNAL TOOTH, 1/2", ZC	72	72	72	92	92	92	92	112	112	112	112	132	132	132	132	152	152
11	SEE BRACE TABLE	BRACE, CROSS	REFERENCE BRACE TABLE FOR BRACE TYPE AND QTY.																
12	HEXNUT1/2-13ZINC	HEX NUT, 1/2-13, ZINC	8	8	8	12	12	12	12	16	16	16	16	20	20	20	20	24	24
13	KIT-003621	INTER. SUPPORT, WRC, 21", 3/8 HDWR	1	1	1	3	3	3	3	4	4	4	4	6	6	6	6	7	7

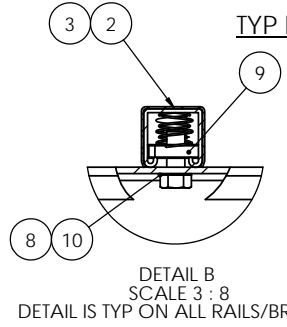
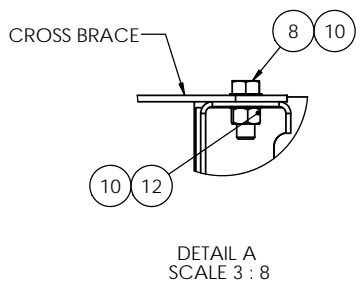
REVISIONS			
REV.	DESCRIPTION	DATE	APPROVED
A	INITIAL RELEASE	7-26-10	RNA
B	UPDATE PER CERTIFICATION CHANGES	8-19-11	RNA

RACK DIMENSIONS AND OTHER SPECS					
PAR NUMBER	RACK LENGTH DIM "L" (FT)	DIM "A" (IN)	DIM "B" (IN)	DIM "C" (IN)	WEIGHT
WR191-2T2S-48-Z4	4	6	36	N/A	317
WR191-2T2S-60-Z4	5	12	36	N/A	341
WR191-2T2S-72-Z4	6	12	48	N/A	373
WR191-2T2S-84-Z4	7	6	36	N/A	502
WR191-2T2S-96-Z4	8	12	36	N/A	526
WR191-2T2S-108-Z4	9	6	48	N/A	565
WR191-2T2S-120-Z4	10	12	48	N/A	589
WR191-2T2S-132-Z4	11	12	36	36	706
WR191-2T2S-144-Z4	12	12	48	36	738
WR191-2T2S-156-Z4	13	6	48	48	777
WR191-2T2S-168-Z4	14	12	48	48	801
WR191-2T2S-180-Z4	15	6	48	36	930
WR191-2T2S-192-Z4	16	12	48	36	954
WR191-2T2S-204-Z4	17	6	48	48	993
WR191-2T2S-216-Z4	18	12	48	48	1017
WR191-2T2S-228-Z4	19	6	48	36	1142
WR191-2T2S-240-Z4	20	12	48	36	1166



BRACE TABLE			
RACK MODEL	RACK LENGTH (FT)	BRACE P/N	
		BRC-010000	BRC-010100
WR191-2T2S-48-Z4	4	4	N/A
WR191-2T2S-60-Z4	5	4	N/A
WR191-2T2S-72-Z4	6	N/A	4
WR191-2T2S-84-Z4	7	8	N/A
WR191-2T2S-96-Z4	8	8	N/A
WR191-2T2S-108-Z4	9	N/A	8
WR191-2T2S-120-Z4	10	N/A	8
WR191-2T2S-132-Z4	11	12	NA
WR191-2T2S-144-Z4	12	8	4
WR191-2T2S-156-Z4	13	N/A	12
WR191-2T2S-168-Z4	14	N/A	12
WR191-2T2S-180-Z4	15	8	8
WR191-2T2S-192-Z4	16	8	8
WR191-2T2S-204-Z4	17	N/A	16
WR191-2T2S-216-Z4	18	N/A	16
WR191-2T2S-228-Z4	19	8	12
WR191-2T2S-240-Z4	20	8	12

2 FRAME RACK SHOWN



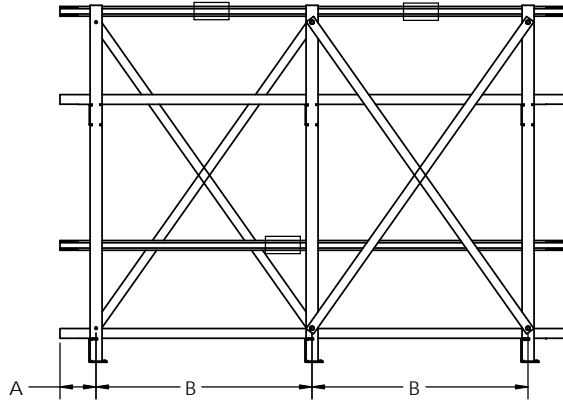
NOTES:

1. EPOXY POWDER COATED FRAMES
2. STANDARD RAILS AND SEISMIC BRACES ARE GALVANIZED.
3. REFER TO PAGE 2 FOR FRAME TO FRAME DIMENSIONS DEPENDING ON THE LENGTH OF RACK.
4. BRACES USED ARE DEPENDENT ON DIMENSIONS BETWEEN FRAMES. REFERENCE PAGE 2 AND BRACE TABLES TO DETERMINE LOCATION OF BRACES DEPENDING ON THE BRACE'S LENGTHS.

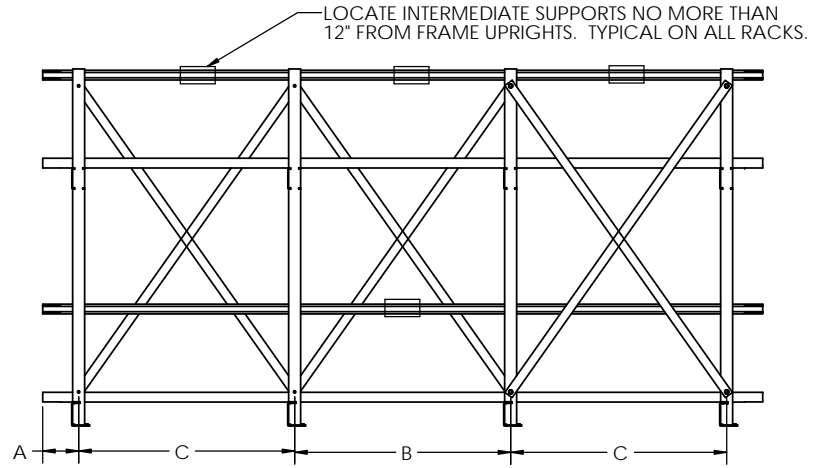
UNLESS OTHERWISE SPECIFIED		DRAWN		NAME	DATE	TITLE
DIMENSIONS ARE IN INCHES		CHECKED				STT SERIES 700-800 2 TIER/2 STEP ZONE 4 RACKS
TOLERANCES:		ENG APPR				
ANGULAR: MACH ± .5 BEND ± 1		MFG APPR				SIZE
TWO PLACE DECIMAL ± .01		QA				DWG. NO.
THREE PLACE DECIMAL ± .005		DO NOT SCALE DRAWING				WR191-2T2S Z4-SPEC
PROJECTION		USED ON				REV
SEE NOTE 1						B
SEE NOTE 2						SCALE: 1:8
						WEIGHT:
						SHEET 1 OF 2

8 7 6 5 4 3 2 1

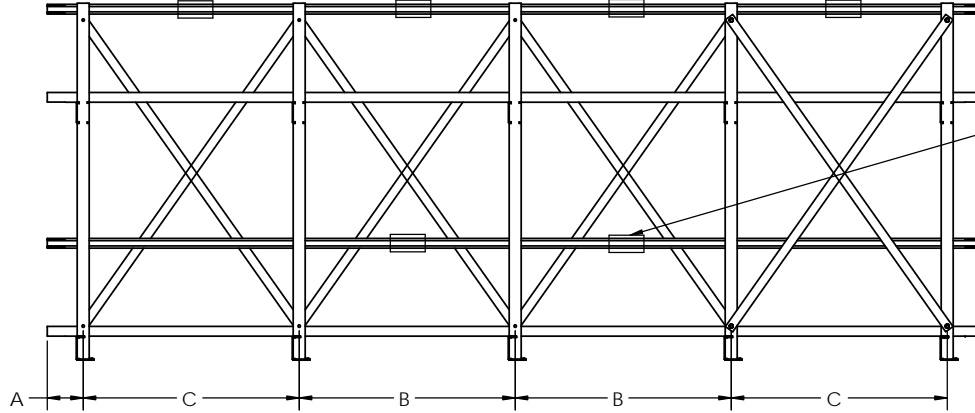
F
E
D
C
B
A



7' - 10' RACKS (3 FRAMES)

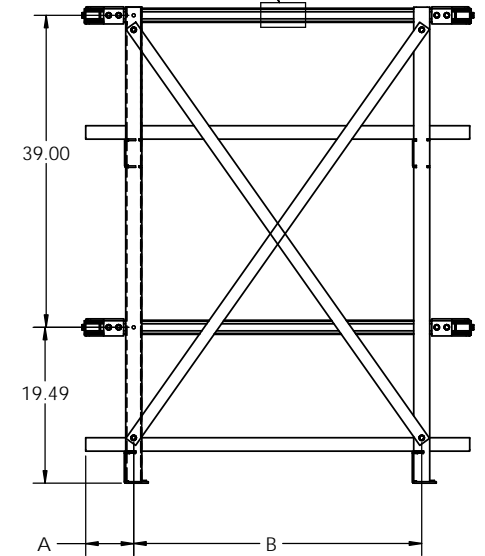


11' - 14' RACKS (4 FRAMES)

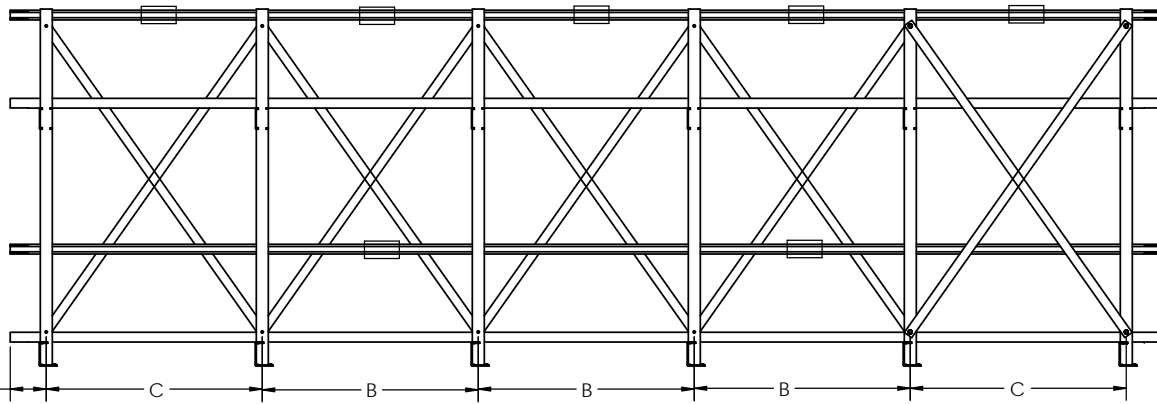


15' - 18' RACKS (5 FRAMES)

INTERMEDIATE SUPPORT FOR 6' RACK ONLY



4' - 6' RACKS (2 FRAMES)



19' - 20' RACKS (6 FRAMES)

8 7 6 5 4 3 2 1